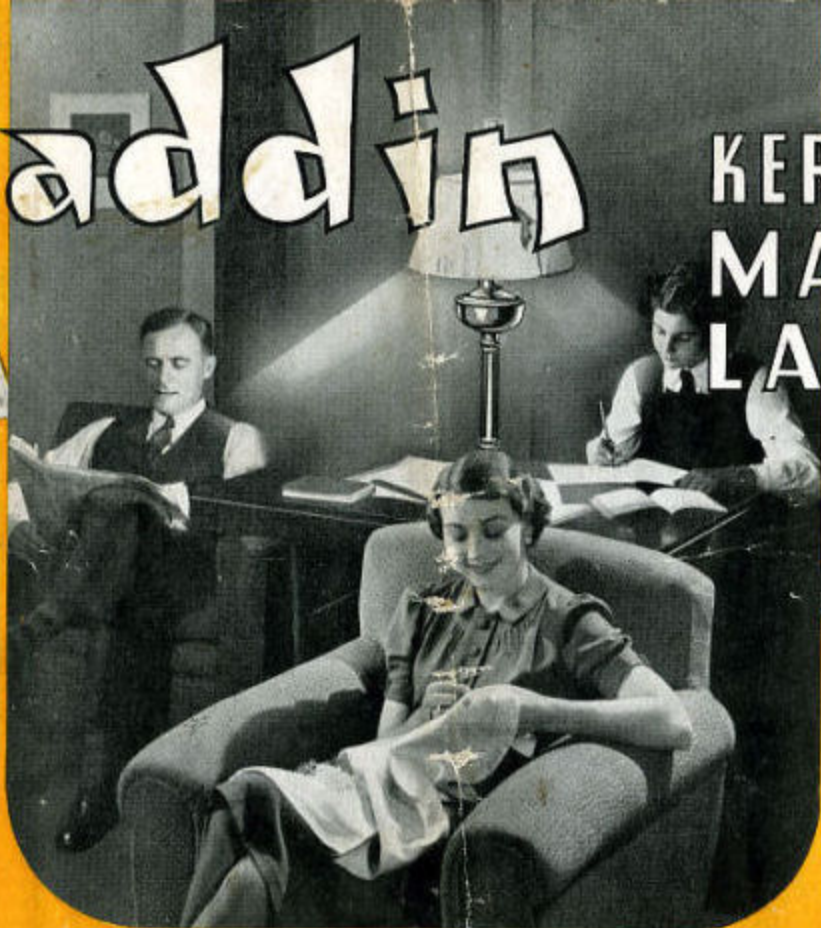


# Aladdin

KEROSENE  
MANTLE  
LAMPS



*Pure* **WHITE** LIGHT FROM KEROSENE

# THE HOME OF Aladdin



**S** HOWN above is the Australian home of the world-famous Aladdin Electric Lamps, Aladdin Kerosene Mantle Lamps, Whip-a-lite Shades, Kerosene Lanterns, Stoves, Heaters, Laundry Irons and Thermal Jars. Occupying over 22,000 square feet of floor space, and providing direct employment for 150 skilled Australian workers, with indirect employment for a further 200, it plays a valuable part in the prosperity of the Commonwealth. Working conditions are ideal. Those who have admired the many beautiful Whip-a-lite Shade designs will be pleased to learn that they are entirely the work of Australian artists.

The Aladdin factory houses its own silk screen printing plant, where the Whip-a-lite designs are transferred to the finished production, and this is only one of many similar departments, each of which is employed in making some section of the Aladdin Lamps you see displayed in so many leading city and country stores.

Remember, therefore, that in selecting Aladdin Lamps or Whip-a-lite Shades, Aladdin Kerosene Laundry Irons or other Aladdin products, you are securing not only the finest type of product your money can buy, but also contributing in no small measure to the prosperity of Australia.

## ALADDIN INDUSTRIES PTY. LTD.

ALADDIN HOUSE, 61-71 BOURKE STREET, WATERLOO, SYDNEY.

Branches: 174 Queen Street (First Floor), Melbourne, Vic.; 863 Wellington Street, Perth, W.A.; 254 Adelaide Street, Brisbane, Queensland;  
185 Willis Street, Wellington, N.Z.

LONDON — PARIS — CHICAGO — PORTLAND — TORONTO (CANADA) — BUENOS AIRES (SOUTH AMERICA).



# Aladdin KEROSENE MANTLE LAMPS



If you desire a complete Aladdin Home Lighting Set, here is your opportunity to secure a 3-piece interchangeable outfit for only 156/-. The set consists of: 1 Table Pedestal Lamp (Model 1212) for the dining-room, complete with 18in. Whip-o-lite Fluted Shade and interchangeable fount; 1 Floor Pedestal Stand (as supplied with Model 1265) for the lounge; and 1 handy wall-bracket as illustrated, for the kitchen. With this set you can transfer the fount from stand to pedestal, or to wall bracket, and thus enjoy the advantage of three Aladdin Lamps in your home for very little more than the price of one. **156/-**  
Price, complete outfit



THE  
**L.D.K.**  
(Lounge, Dining Room, Kitchen)  
HOME LIGHTING  
EQUIPMENT SET

Aladdin Pedestal Model 1212F with 18 in. Fluted Whip-o-lite Shade No. 345. Complete if bought separately and not with the L.D.K. outfit. Price ... **95/-**



Aladdin Model 1208F with wall bracket and 18in. Whip-o-lite Shade No. 355. Complete if bought separately and not with the L.D.K. outfit **92/6**

Outfits available in following finishes—New Mounted Brown, Antique Bronze or Ivory and Gold. (Shades in pleasing colours.)



Aladdin Floor Pedestal Model 1266F, with 18in. Whip-o-lite Shade No. 876. Complete if bought separately and not with the L.D.K. outfit. Price:

**137/6**

An interchangeable fount unit complete with mantle, burner, chimney and shade, with table and floor pedestals and wall bracket in matching finishes as described opposite, make up the complete L.D.K. set, and extra founts and shades may be purchased later if desired.



THEIR SOFT WHITE GLOW ADDS TO THE ENJOYMENT OF YOUR LEISURE HOURS

# A STYLE TO SUIT EVERY DECORATIVE SCHEME

## Wall, Hanging, Pedestal and Table Models Available



1267F—Stands 5ft. 6in. high, and is available in various finishes, including Two-tone Brown, Two-tone Gold, Ivory and Gold, Bronze Fleck, Antique Bronze and Statuette Bronze. Complete with 16in. Fluted Whip-o-lits shade (No. 555 shown) 137/6  
With Empire Shade ..... 130/-  
In Nickel and Black or Nickel and Green, with Fluted Shade ..... 145/-  
With Empire Shade 137/6



1267F



1201

1201—The Popular Table Model Aladdin. Height 21 1/2 in. Strongly made to give a lifetime service, and available in a choice of three handsome finishes—Polished Nickel, Satin Brass or Florentine Bronze. Complete with any 14in. or 16in. Empire Shade ..... 87/-  
Or 16in. Fluted Shade, 92/-  
Empire Shade shown is No. 523.



1209

1209—New "Junior" Pedestal Model. Height, 26in. Finishes as 1214. With Fluted Shade. Price ..... 92/6  
With Empire Shade ..... 94/6

Shade 536.



Shade 545.

The Aladdin Kerosene Mantle Lamp is undoubtedly one of the greatest contributions to better lighting of the country home ever made by modern science. Burning 94% air and only 6% common kerosene, which is generally recognised as being the cheapest, safest and most readily procurable of fuels, it gives a beautiful soft WHITE 70 candle-power light that is adequate for reading, sewing, writing, etc., and effectively prevents cysstrain. The average consumption is particularly low, one gallon of kerosene being sufficient for 58 hours of continued brilliance. It is simple to operate, too! It lights instantly and is put out just like the ordinary kerosene wick lamp. It burns without pumping, noise, odour, smoke, or trouble, and is 100% safe and approved by fire underwriters and assurance companies.



1221.

1221—Hanging Model No. 1221. Ideal for central lighting in any room. Supplied complete as illustrated, with extension for raising and lowering. Choice of Polished Nickel, Satin Brass, or Florentine Bronze. Height, without extension, 32 1/2 in.; with extension lowered, 60in. NOTE: If extension fixture is not required, deduct 21/-.  
Price, with 16in. Empire Shade ..... 122/6  
Price, with 16in. Fluted Shade ..... 125/-  
The 16in. Fluted Shade shown is No. 562, also made in 18in., and in choice of Amber, Blue, Rose or Green tansy.

1254—Graceful Jacobean Pedestal Model in Rosewood or Light or Dark Oak, finished height 22in. 8in. Complete with 22in. Fluted Shade ..... 135/6  
With Empire Shade ..... 127/6  
Price ..... 127/6  
Shade shown is No. 542.



# Aladdin WHIP-O-LITE SHADES



259



269



One of the most popular features of Aladdin Kerosene Mantle Lamps is the fact that they are the only lamps equipped with the wonderful washable Whip-o-lite Shades. This amazing new sheepskin-like lamp shade material used exclusively in the manufacture of the many beautiful and exquisitely decorated shades illustrated in the following pages, was produced only after years of expensive experiments, and although often imitated, has never yet been equalled.

Its exceptionally high degree of translucence, its distinctive appearance, and its property of softening, diffusing, and filtering light makes it restful, pleasing and sight-preserving. Whip-o-lite is absolutely oil-less, permanent in colour, and may be washed. It is also non-combustible, an important safety feature that should not be forgotten.

You'll get a pleasant surprise when you see these charming and enchanting Aladdin Whip-o-lite Shades, and their handsome and artistic designs in "fast" oil colours will retain your interest for years.

*Note: Aladdin Whip-O-lite Shades are available in various colours and designs at the uniform prices for each size and type, as listed below:*

#### EMPIRE SHADES.

Retail Price each:

	With design	Plain tint, no design as 877
Any 14in. Empire Shade	8/6	8/6
Any 16in. Empire Shade	9/6	9/6
Any 18in. Empire Shade	15/6	13/6

#### FLUTED SHADES.

Retail Price each:

	With design	Plain tint as 870, or shaded as 871, no design
Any 16in. Fluted Shade	15/6	15/6
Any 18in. Fluted Shade	17/6	15/6
Any 20in. Fluted Shade	19/6	17/6
Any 22in. Fluted Shade	20/6	18/6

Whip-o-lite Shade No. 259—Attractive Eastern scene illustrated at left. In Sunset or Amber tones and sizes 16in. and 18in. Price: 16in., 9/6; 18in. (for Floor Model), 15/6.

Whip-o-lite Shade No. 269—"Coaching Days." Choice of Amber tones, Autumn tones, Rose, Yellow, or Blue. Sizes: 14in., 8/6, and 16in., 9/6, only.

Whip-o-lite Shade No. 924F (Fluted)—Showing the popular Windmill design. Sunset or Amber tones. 16in. (for 14in. tripod), 9/6. 18in. (for Floor Model), 17/6.

**ANY OF THESE SHADES WITH CORRECT FITTINGS MAY BE USED ON ELECTRIC MODELS.**

Whip-o-lite Shade No. 728—"The Hunt," in realistic Autumn tones, the hunters being depicted in their gay red coats. Size 16in. only, 9/6



728

# Aladdin LAMPS ARE MADE MORE ATTRAC



870



540



798



557



835



414



558



544



830

**NOTE:**—The smallest sizes for use on Aladdin Kerosene Lamps are 14in. Empire or 16in. fluted, each of which fits a 14in. tripod. 16in. sizes also fit Aladdin Hangers, with suitable shade-arms. These special banger shade-arms are available, price 1/7 each. 18in. sizes are for Floor Models. Tripods for Table or Floor Models, 2/2 each. See Page 4 for Prices; Page 6 for correct sizes.



525

870—Fluted, in plain tints: Deep or Pale Amber, Lemon, Rose, Blue, Green, Ivory. Sizes: 16in. to 22in.

540—Fluted conventional "Flame effect." Black and Gold combined with Red, Rose, Amber tones, Blue or Green, on Ivory Whip-e-lite. Sizes: 16in. to 22in.

557—Fluted, Rosebud and Lattice design, in Rose and Blue only, with border tinting in Amber, Lemon, Rose, Blue, Green. Sizes: 16in. and 18in. only.

835—Empire. Plain tint. Choice of all standard tints. Sizes from 14in. to 18in.

414—Fluted. Choice of Amber tones, Lemon, Rose, Blue, Green, or Ivory. Sizes: 16in. to 22in.

558—Empire. Conventional "Cloud." Choice of all standard tints, and sizes 14in. to 18in.

544—Fluted. Amber tones, Rose, Blue, Green. Sizes: 16in., 18in.

830—Empire. Plain tint, all standard tints, with Cord and Tassel Trim to match. All sizes 14in. to 18in.

525—Plain Empire Shade in subtle Oriental design. In all standard tints and sizes 14in. to 18in.



# LIVE WITH THE RIGHT WHIP-O-LITE SHADE



545



552



562



526



876

545—Attractive Fluted Design, featuring Iceland Poppies in choice of Tangerine or Amber shadings. 16in. or 18in.

552—New Floral Design. Fluted. Choice of Amber tones, Rose, Blue, Green, with background tinting to match. Sizes suitable for Aladdin Kerosene Lamps 16in., 18in., 20in., 22in.

562—Fluted, Dainty Conventionalised Blossom. Gold outline. Hand tinted in Amber tones, Lemon, Rose, Blue, or Green. Sizes: 16in. to 22in. Design is richly outlined in Gold.

526—Fluted "Tulips" Choice of Amber, Rose, Blue, or Green tintings, with Gold outline. Sizes: 16in. to 22in.

876—Gold Filigree outline in conventional Fleur de Lis design, on background of Deep or Pale Amber, Lemon, Rose, Blue, Green, or Ivory. Any size from 16in. to 22in.

260—Old World Garden Scene. Realistic colours, as shown, with choice of Amber, Blue, Green, Rose, or Ivory background. 16in. only. Particularly suitable for use on Aladdin Kerosene Table or Hanging Models.

281—"Gallean." Choice of Amber, Blue, Green, or Realistic (as shown). In 16in. only, for Aladdin Kerosene Lamp, or, with correct fittings, may be used on electric lights.



260



281

## BRING OLD MODEL ALADDINS UP-TO-DATE WITH COLOURFUL MODERN WHIP-O-LITE SHADES!

*Table, Bracket and Hanging Models use 14in. or 16in. Empire or 16in. Fluted Empire Shades. Floor Models use 18in., 20in., and 22in. Fluted Shades, Empire. 16in. Fluted Shades fit 14in. Tripods. 18in. Fluted Shades fit 16in. Tripods. 20in. and 22in. Shades fit 18in. Tripods.*

*New Tripods cost only 2/- each, and can be used on old model Aladdins. Shade Arms for Hanging Lamps, 1/6 each.*

# Aladdin Accessories



**FILLER CANS**—These Safety Filler Cans can be used while the Lamp is alight, and it is impossible to overflow your lamp. Price, 1 gallon ... 7/9



**ALADDIN "INSTANT LIGHT" BURNER.** In Satin Brass, Nickel or Bronze. Complete with Cleaner, Generator, Wick and Gallery. Price ... 27/-



**AUTOMATIC HANGING FIXTURE** for raising or lowering Lamp. Extends 27 ins. Polished Nickel, Florentine Bronze, Satin Brass or Special finishes. Price ... 21/8



**INSECT SCREENS.** Each ... 1/4



**ALADDIN GENERATOR (Flame Spreaders).** No. 11. No. 12. Price, each ... 1/4



**MODEL 12 GALLERY.** Polished Nickel, Satin Brass or Florentine Bronze. Price, each, 5/4



**ALADDIN WALL BRACKET**—Founts as used on Floor Models, Table Pedestals or Hanging Lamps may be used on this bracket. In Polished Nickel, Brass, Florentine Bronze ... 15/- Finishes 1, 2, 3, 4, 6, 7, 8 ... 14/-

A complete range of spare parts of all Aladdin models are always available to help you keep your Aladdin in perfect order and condition. When ordering replacements, make sure that the model number is correctly specified.



**ALADDIN CHIMNEYS** of the best heat-resisting glass. No. 12 **LOXON CHIMNEY** for No. 12 Aladdin. Price, 1/- ea. No. 11 Aladdin. Price, each ... 1/-



**LOXON MANTLE** for No. 12 Aladdin. Price, ea., 2/8 For use on No. 11 Aladdin, order No. 11 **KONEKAP MANTLES.** Each ... 2/8



**ALADDIN WICKS.** No. 11, No. 12. Should last for three years. Price, each ... 2/8

## NEW LAMPS FOR OLD!

Change your old model Aladdin by fitting an Instant Light Burner. We allow 10/- on your old burner. Your cost only 17/-. **FREE MANTLE INCLUDED.** Ask your Storekeeper, or write for Form 44 and Free Mantle Coupon.

Note: When a new Gallery for Model 11 is needed we recommend that you pay a little more and convert your lamp to No. 12. Ask for special offer A6. Form 44.



## OTHER ALADDIN ACCESSORIES

(State Model Number and Finish.)



- Burner Base, Aladdin Model No. 12, with Outer Wick tube only. Polished Nickel Finish, Florentine Bronze or Satin Brass ..... 17/6
- Ceiling Hook for Aladdin Hanging Lamps. Polished Nickel Finish or Florentine Bronze ..... 1/5
- Chimney Cleaner. Good quality brush with strong twisted wire handle ..... 1/7
- Heat Bell for Aladdin Hanging Lamps ..... 1/1
- Hanger, Aladdin 01218 (for latest styles of Hanging Lamps), complete with Shade Holder, Lamp Support, Heat Bell and Ceiling Hook. Polished Nickel finish, Satin Brass or Florentine Bronze. Price ..... 10/1
- Pedestal only (Table Model), No. 1214. Finish Nos. 1, 2, 3, 4, 6, 7, or 8 ..... 14/—
- No. 5 (Nickel) finish ..... 18/—
- Pedestal Only. Junior Model, No. 1209. Finishes 1, 2, 3, 4, 6, 7, 8 ..... 14/—
- Pedestal only. Jacobson (Floor Model), 1264. Price ..... 56/6
- Pedestal only (Table Model), 1212 (Metal Base). Price ..... 14/—
- Pedestal only (Floor Model), 1266 (Metal Base). Price ..... 59/3
- 1267, Metal. Nickel and Black or Nickel and Green ..... 61/4
- Tripod, 16in. size, fitting either Model No. 11 or No. 12, for holding Shade No. 501. For use on all Aladdin Table or Bracket Lamps. Polished Nickel finish, Brass or Florentine Bronze ..... 2/2
- Tripod for Whip-o-lite Shades. Available in 14in., 16in., or 18in. sizes. Finished in Polished Brass. Price ..... 2/2
- Shade Arcs for attaching Whip-o-lite Shades to Hanging Lamps. Per set ..... 1/7
- Wall Plates, for Bracket No. 07. Special Finishes ..... 3/2
- Nickel Finishes ..... 3/8
- Wick Cleaners ..... 1/4
- Wick Raisers (Model 11) ..... 1/1
- Wick Raisers (Model 12) ..... 1/1

USE ONLY GENUINE ALADDIN PARTS  
ON ALADDIN LAMPS.

# Aladdin KEROSENE IRON

Made wholly in Australia by the makers of the world-famous Aladdin Kerosene Mantle Lamps, the Aladdin Kerosene Safety Iron is just as convenient to operate as the electric iron used in the cities. Wonderfully compact and gracefully streamlined, it fits the hand comfortably and eliminates fatigue. Heat is controlled by a simple control knob, giving the correct heat for all types of fabrics.

"It is so simple to operate and efficient to use," says Mrs. A. E. Kennedy, Comboyne, N.S.W. "I can do such a large ironing with the greatest of ease, and my starched clothes do up faultlessly."



*for Mrs. J. A. ...*

At left are shown the outstanding features of the Aladdin Kerosene Iron. Guaranteed for two years and freely serviced for 12 months. Available in beautiful baked enamel, and your choice of Green and Chrome, Blue and Chrome, Green and Chrome.

Price, with or without thumb rest ..... 59/6

We searched the world for an iron that, although using kerosene, would be superior to the ordinary electric models—an iron that could be used in any country home with ease, safety and efficiency. No such iron was being offered by any manufacturer, so we were obliged to invent and perfect one to meet the insistent demands of our clients. The result was the Aladdin Kerosene Iron, illustrated above. Nothing else like it on the market, because it is the only iron specially designed to meet the needs of the country housewife, to save her work and to give her more leisure. Correctly balanced and with a correctly shaped base, it is easy to operate. Heats evenly right up to the point. Equipped with a thumb rest (optional), no trailing cords; stands on end when not in use. Operates on kerosene only—the SAFETY FUEL. Hailed as a positive triumph of efficiency, safety, simplicity and economy.

# Aladdin SAFETY STORM LANTERNS



Solidly constructed from brass, and heavily nickel-plated, this lantern is recognised as being the most satisfactory lighting unit of its kind ever introduced, rigorous tests proving beyond doubt that it is the finest type of storm lantern available, and that it can be relied on to give the user a LIFETIME of service under all types of working conditions. Simplicity itself to operate, too, because pricking needles are entirely eliminated. The lever which regulates the light operating an AUTOMATIC pricking device which expels all foreign matter and prevents the formation of carbon deposits that clog other older types of lanterns . . . . . £3/15/-

Every country home needs a safe storm lantern that can be used outdoors in any weather, that gives a really BRILLIANT white light, and that is thoroughly reliable. To meet this need the makers of the world famous Aladdin Kerosene Mantle Lamps produced the safety lantern illustrated. An entirely new model, it USES KEROSENE ONLY, and gives a beautiful 200 candlepower light at extraordinary low cost — actually less than one halfpenny per hour! One quart of ordinary household kerosene, in fact, gives 17 HOURS OF DAZZLING LIGHT!

## Aladdin THERMAL JAR

Campers, hikers, sportsmen, golfers, outdoor and bush workers all know the importance of having a reliable thermal jar to keep foods or liquids piping hot on cold winter days or freezing cold on summer outings. That is why so many are equipped with a genuine Aladdin Thermal Jar, as illustrated. Made by the makers of the world-famous Aladdin Kerosene Mantle Lamps, it is without doubt the finest thermal jar your money can buy. Solidly constructed to stand up to the harshest treatment. Roomy enough to carry a full gallon (16 cups) of soup, tea, cocoa, or your favourite drink. And guaranteed to give perfect satisfaction. Order one direct or through your usual storekeeper TODAY. Price . . . . . 32/6

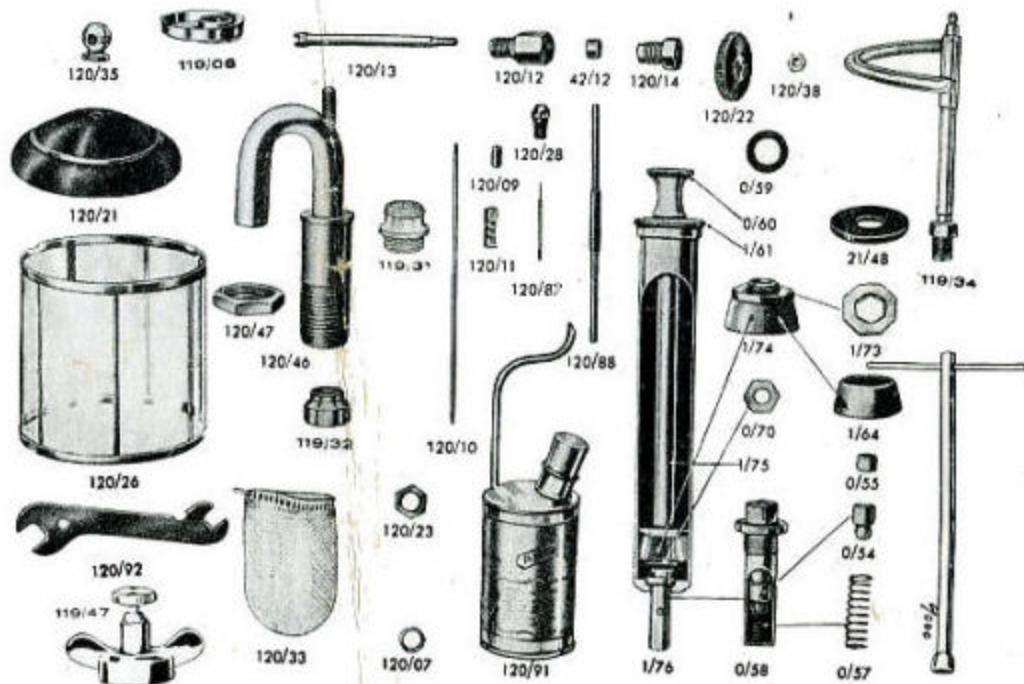




# Aladdin Interchangeable SPARE PARTS

120/43 Air Screws, each	3d.
120/04, 07, 49 Aluminium Packings, doz.	1/-
120/26 Chimneys (Misc), each	4/5
Chimneys, Heat Resisting Glass	5/3
120/09 Coupling Boxes for Cleaning Needles, doz.	2/-
1/74 Driving Plungers, complete, each	5d.
119/47 Filler Caps, each	2/-
120/91 Filler Caps, each	1/3
119/31 Flame Spreaders, each	2/3
119/34 Generators, each	5/6
120/22 Handwheels, each	6d.
120/46 Gas Mixers, each	3/-
119/32 Holders for Flame Spreaders, each	1/6
0/59 Lead Packing for Pump Valve, each	1d.
1/64 Leather Pump Washers, each	11d.
120/87 Needles (packet), pkt.	9d.
120/88 Needle Keys, each	3d.
120/10 Needle Rods, each	3d.
120/28 Nipples, each	6d.
120/92 Nipple Spanners, each	6d.
120/47 Nut for Gas Mixer, each	3d.
120/38 Nut for Handwheel, ea.	1d.
120/23 Nut for Lantern Frame, each	2d.
120/52 Nut for Cleaning Needle Rod, each	2d.
120/14 Packing Screws, each	3d.
1/61 Pump Caps, each	3d.
0/60 Pump Knobs, each	2d.
1/76 Pumps complete, each	4/6
1/75 Pump Plunger Rod only, each	9d.
1/73 Plunger Nut, each	1d.
0/70 Pump Rod Nut, each	1d.
0/38 Pump Valves, complete, each	9d.
0/54 Packing Holder for Pump Valve, each	1d.
0/55 Pump Valve Cork Packing, each	1d.
0/57 Pump Valve Spring, ea.	3d.
1/11 Pump Locking Device, each	3d.
42/12 Packing for Spindle Box, each	5d.
120/13 Spindles, each	6d.

## FOR STORM LANTERNS

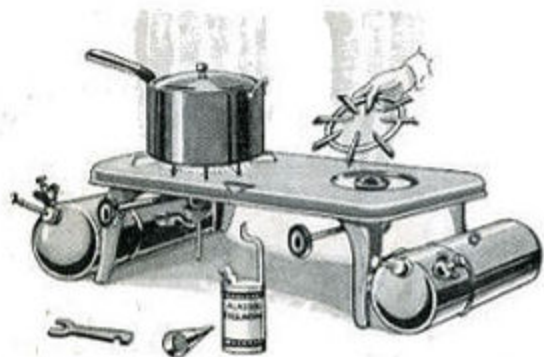


120/12 Spindle Boxes, each	6d.
119/06 Spirit Caps, each	6d.
120/92 Spanners, each	6d.
120/21 Top Cords, each	2/3
21/48 Washers for Filler Caps, each	1d.

120/35 Top Nuts, each	6d.
120/09 Reflectors for Top Large Nickel "B," each	12/6
120/22 Reflectors for Silet Nickel "C," each	9/-
9000 Pump Valve Spanner, each	2/3

120/33 Aladdin Best Quality Ramie Mantles. Price: Small, No. 7, each	5d.
Large, No. 10, ea.	6d.
Can be used on any Pressure Lamp, Lantern, or System.	

# Aladdin 1 and 2 Burner Kerosene Stoves



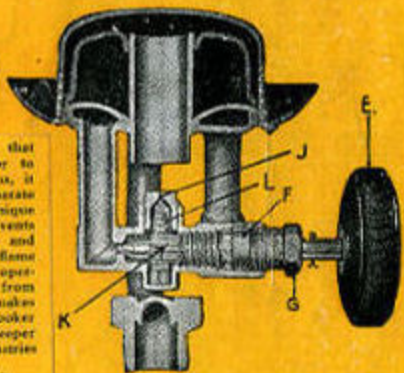
Nothing an equal amount of money could purchase will bring quite as much pleasure or add a stronger modern note to the kerosene-lighted home than any one or more of the Aladdin Lamps illustrated in this catalogue. Any one of these beautiful new 1939 Aladdin Lamps, equipped as they may be with either a Fluted or Empire style of Aladdin Whip-a-lite Shades will make a most handsome decorative addition to any home. The finishes of the lamps and the designs and colours of the shades are so varied that even the most discriminating will have little difficulty in finding among them just the right combination to match the furnishings and decorative scheme of the rooms in which they are to be used. If you want real lighting satisfaction, provide your home with one of these creations. Beautiful coloured catalogue of Aladdin Electric Models will be sent on request.

Aladdin Double Burner and Single Burner Cookers are the most popular of all types for use in the country home, camp, or in the caravan or trailer. Using kerosene only, the SAFEST and cheapest of all fuel, it burns with a perfect blue flame at the low cost of 3d. per hour. Absolutely simple in operation, its special burners have a built-in pricking device that guarantees easy lighting and continuous operation. Heat is adjustable from simmering to intense flame. Available in attractive enamel finishes. Prices: Single Burner Model, 38/3; Double Burner Model, 69/-. Glass-fronted ovens for attaching to above 29/6 Single Burner, 39/6 Double Burner size.

## Aladdin ADJUSTABLE BURNER

Illustrated is the wonderful Aladdin burner that makes Aladdin Kerosene Cookers so superior to other older types. Designed to fit any primary, it will and for ever the old nuisance of separate prickers and sudden failures. Note the unique built-in pricking feature that effectively prevents clogging, the formation of carbon deposits and ensures swift lighting and a smooth, steady flame of great heat. Note also the special, easily operated thumb screw that controls the flame from simmering heat to intense flame. This alone makes the Aladdin burner unique in the kerosene cooker field. Obtainable from any Aladdin storekeeper or direct from nearest branch of Aladdin Industries Pty. Ltd.

PRICE, COMPLETE AS SHOWN, 6/9.



# ALADDIN INDUSTRIES PTY. LTD.

ALADDIN HOUSE, 61-71 BOURKE STREET, WATERLOO, SYDNEY.

Branches: 174 Queen Street (First Floor), Melbourne, Vic.; 853 Wellington Street, Perth, W.A.; 254 Adelaide Street, Brisbane, Queensland;  
185 Willie Street, Wellington, N.Z.

LONDON — PARIS — CHICAGO — PORTLAND — TORONTO (CANADA) — BUENOS AIRES (SOUTH AMERICA).